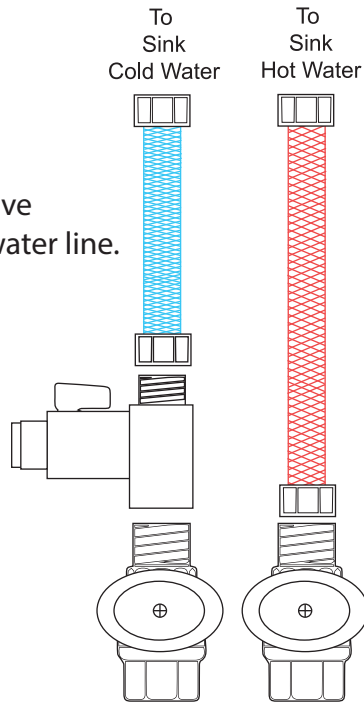


# BEST WATER FILTER EVER INSTALLATION INSTRUCTIONS

1

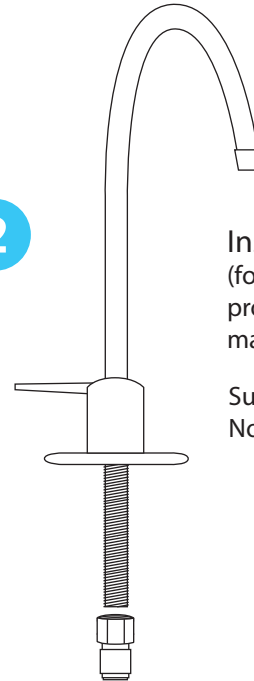
Install Tee Valve on the cold water line.



2

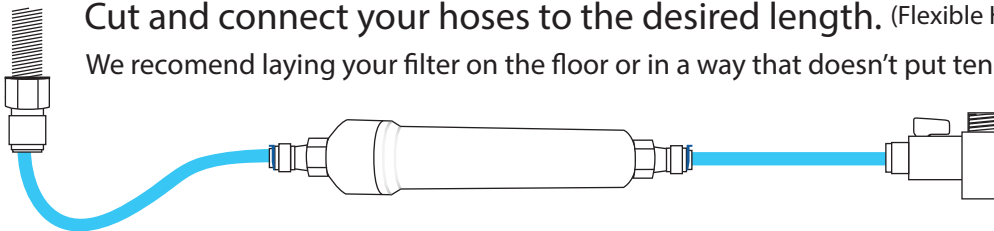
Install Drink Faucet (follow directions provided by the faucet manufacturer.)

Suggested Faucet Non-Air Gap 1/4"

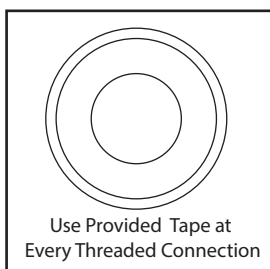


3

Cut and connect your hoses to the desired length. (Flexible Hose is 1/4" OD)  
We recommend laying your filter on the floor or in a way that doesn't put tension on the hoses.



If there is any leaking hand tighten these connections a very small amount at a time.



## How To Use Push Connector

1. Instert Tube

2. Pull on Tube

To Remove Press Collar And Pull Tube At The Same Time.

